

Short Duration. Tactical Sector Management.

Short Duration Strategic Income seeks to complement an investor's core bond holdings with high current income, broad diversification and the potential to mitigate the impact of rising rates.



Data presented reflect past performance of Investor Class shares. Past performance is no guarantee of future results. Current performance may be higher or lower than the performance shown. To obtain performance data current to the most recent month end, please visit americancentury.com. Investment return and fund share value will fluctuate, and redemption value may be more or less than original cost. Data assume reinvestment of dividends and capital gains. For information about other share classes available, please consult the prospectus. There is no guarantee the fund will meet its investment objective.

Opportunistic sector approach

In pursuit of a high level of monthly income, the management team tactically adjusts the portfolio's sector positions based on fundamental credit factors and technical market events. They have the latitude to quickly reshape the portfolio's sector exposure within the short duration space.

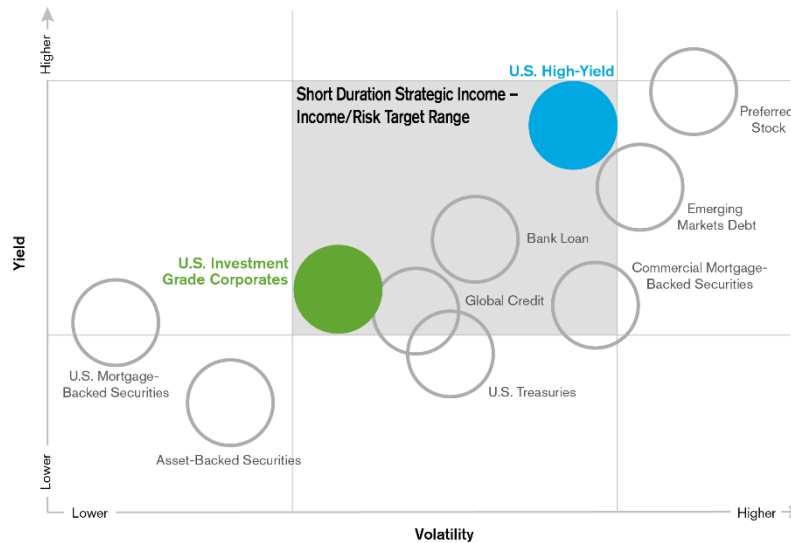
Broad, multi-sector exposure

The management team casts a wide net in an effort to build a broadly diversified, income-producing portfolio. The fund's holdings span the U.S. and non-U.S. bond market, with specific emphasis on income oriented sectors, including high yield, emerging markets debt and preferred stock.

Income focused process

The fund's income-focused investment process is driven by American Century's top-down macro strategy view and bottom-up sector management. Through portfolio construction the managers seek to deliver income and volatility characteristics that fall between the levels provided by investment grade corporate bonds and high yield corporate bonds.

Short Duration Strategic Income's volatility and yield target lies between levels provided by investment grade and high yield corporate bonds.



Average annual total returns for period ended 9/30/2017 (%)	1 Year	3 Year	Inception	30 Day SEC Yield Subsidized/Unsubsidized	Expense Ratio* Gross/Net
	3.80	2.19	1.91	2.13/2.00	0.81/0.66

Inception date is 7/28/14. Expense ratio is as of the fund's current prospectus.

**The advisor will waive the portion of the fund's management fee equal to the expenses attributable to the management fees of the American Century funds in which the fund invests. The amount of this waiver fluctuates depending on the fund's daily allocation to other American Century funds. This waiver is expected to remain in effect permanently and it cannot be terminated without the approval of the Board of Trustees. The advisor also agreed to waive an additional 0.09 percentage points of the fund's management fee. The advisor expects this fee waiver to continue until July 31, 2018, and cannot terminate it without the approval of the Board of Trustees.*

The gross expense ratio is the fund's total annual operating costs, expressed as a percentage of the fund's average net assets for a given time period. It is gross of any fee waivers or expense reimbursement. The net expense ratio is the expense ratio after the application of any waivers or reimbursement. This is the actual ratio that investors paid during the fund's most recent fiscal year. Please see the prospectus for more information.

Calendar year returns (%)	2015	2016
Short Duration Strategic Income	-0.81	5.44

Short Duration Strategic Income Fund

TICKERS Investor Class: ASDVX | I Class: ASDHX | A Class: ASADX | C Class: ASCDX | R Class: ASDRX | R5 Class: ASDJX | R6 Class: ASXDX

Short Duration Strategic Income Team



Kevin Akioka
Vice President
Senior Portfolio Manager




Robert Gahagan
Senior Vice President
Senior Portfolio Manager



Jeffrey Houston
Vice President
Senior Portfolio Manager



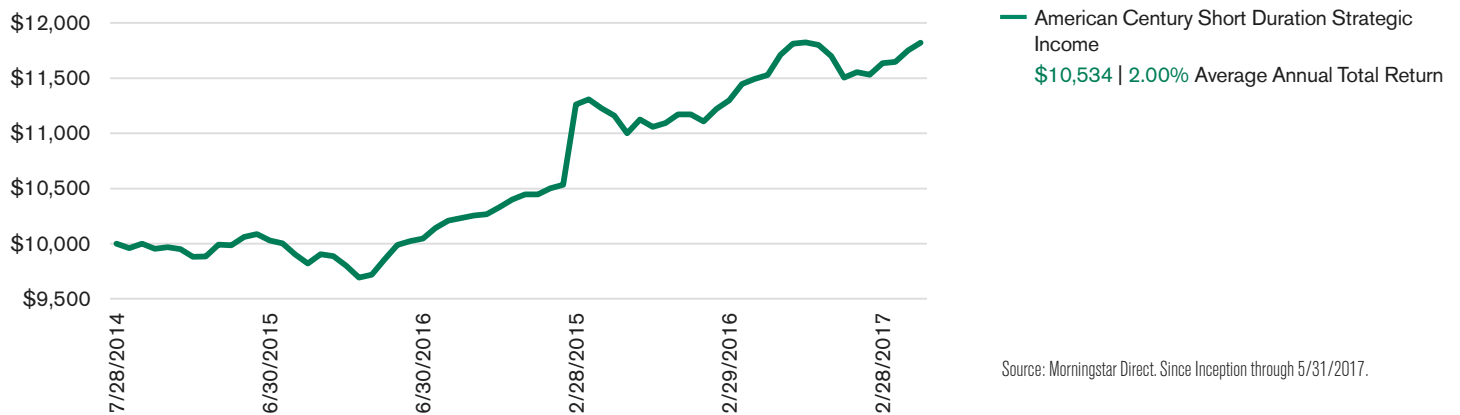
Brian Howell
Vice President
Senior Portfolio Manager



Margé Karner
Vice President
Senior Portfolio Manager

Specialties	Corporate Markets	Rates, Currencies & Securitized Markets	Corporate Markets	Risk Management	Emerging Markets Debt
Industry Start Date	1992	1983	1986	1987	1994
Firm Start Date	2010	1983	1990	1987	2014

Growth of a hypothetical \$10,000 investment



You should consider the fund's investment objectives, risks, and charges and expenses carefully before you invest. The fund's prospectus or summary prospectus, which can be obtained at americancentury.com, contains this and other information about the fund, and should be read carefully before investing.

Diversification does not assure a profit nor does it protect against loss of principal.

The information is not intended as a personalized recommendation or fiduciary advice and should not be relied upon for investment, accounting, legal or tax advice.

30-Day SEC Yield (Subsidized/Unsubsidized): Represents net investment income earned by a fund over a 30-day period, expressed as an annual percentage rate based on the fund's share price at the end of the 30-day period. Subsidized yield reflects fee waivers and/or expense reimbursements during the period. Without waivers and/or reimbursements, yields would be reduced. Unsubsidized yield does not adjust for any fee waivers and/or expense reimbursements in effect.

Fixed income investments are subject to interest rate risk. Generally, as interest rates rise, the value of the securities held in the fund will decline. The opposite is true when interest rates decline. In addition, the lower-rated debt securities in which the fund invests are subject to greater credit risk and liquidity risk. Credit risk is the risk that an obligation won't be paid and a loss will result. Liquidity risk is the risk that the fund will have difficulty selling its debt securities.

Duration is an indication of the relative sensitivity of a security's market value to changes in interest rates. The longer the weighted average duration of a fund, the more sensitive it is to interest rate fluctuations. Technical analysis focuses on price behavior, trading volume and other factors.